

BUMPER BUDDY SPREADER

WEAR EYE PROTECTION

#4

MOTOR POWER WIRES ARE EXCHANGEABLE AND MAY BE CONNECTED EITHER WAY....IT MAKES NO DIFFERENCE ON PERFORMANCE. YOU CAN CONNECT SPREADER MOTOR WIRES TO OPERATE USING ATV'S LIGHT SWITCH. TO DO THIS, CONNECT THE TWO MOTOR WIRES TO THE TWO WIRES GOING TO ONE OF YOUR ATV LIGHTS. YOUR SPREADER MOTOR PULLS MINIMAL AMPS.

ON OFF SWITCH IS NOT INCLUDED FOR DIRECT HOOK-UP THESE CAN BE OBTAINED AT MOST AUTOMOTIVE PART HOUSES. THE SWITCH SHOULD HAVE A 5 AMP RATING, OR MORE.

LIFETIME WARRANTY ON THE DRIVE MOTOR. ONE YEAR WARRANTY ON ALL OTHER PARTS AND LABOR. PROOF OF PURCHASE MAY BE REQUIRED.

OPTIONAL: TRUCK 2" RECEIVER MOUNT
POLARIS ATV MOUNT
WIRING KITS

SHIPPING CHARGES ARE NOT INCLUDED IN WARRANTY

#3

USE ALLEN WRENCH TO ADJUST PROVIDED
SLIDE MOTOR ON SHAFT AND ADJUST TO 1/2" SPACE BETWEEN SPINPLATE AND FUNNEL OPENING

SHAFT OR STEM

#1

MOTOR

SPIN PLATE

USING THE FOUR SELF THREADING SCREWS---INSTALL THE FUNNEL-AND-CUT OFF VALVE TO THE PRE-DRILLED HOLES IN THE BOTTOM OF HOPPER.

MOTOR MOUNT AND FUNNEL

CUT ON-OFF VALVE

#5 SPINPLATE

UNIT COMES WITH THE GEORGE WASHINGTON PLATE. WHICH LOOKS LIKE WASHINGTON'S THREE SIDED HAT-

CAUTION! KEEP HANDS AWAY FROM HIGH SPEED SPIN PLATE.

SPECIAL NOTE

WHEN USING FERTILIZER YOU MUST WASH YOUR UNIT AFTER USE. WATER WILL NOT HARM YOUR MOTOR. THIS WILL KEEP CORROSION FROM FORMING ON METAL PARTS.

ALSO USE A SMALL DROP OF MACHINE OR GUN OIL ON THE SHAFT OF THE MOTOR.

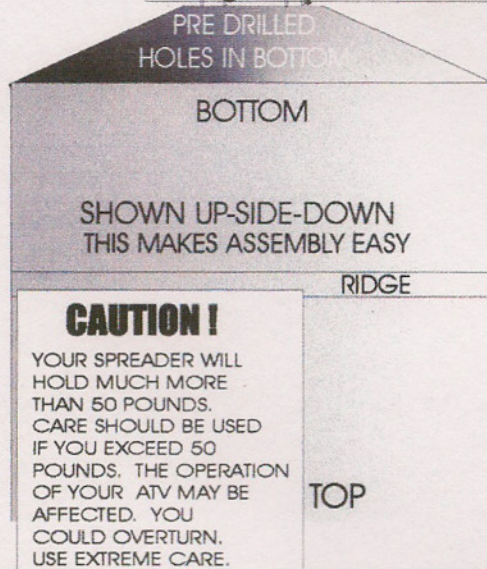
#2

SPLASH GUARD



PHILLIPS SCREW

INSTALL SPLASH GUARD USING PHILLIPS SCREW DRIVER. SLIDE GUARD ONTO FUNNEL STEM MAKING SURE TO ADVANCE COMPLETELY AGAINST FUNNEL. SECURE USING SCREW IN BACK OF GUARD.



PRE DRILLED HOLES IN BOTTOM

BOTTOM

SHOWN UP-SIDE-DOWN THIS MAKES ASSEMBLY EASY

RIDGE


CAUTION!

YOUR SPREADER WILL HOLD MUCH MORE THAN 50 POUNDS. CARE SHOULD BE USED IF YOU EXCEED 50 POUNDS. THE OPERATION OF YOUR ATV MAY BE AFFECTED. YOU COULD OVERTURN. USE EXTREME CARE.

TOP

#6

MOUNTING RING



INSTALL ON BARREL JUST OVER THE RIDGE ON BARREL.

MOUNTING RING DOCKS WITH THE ATV MOUNTING PLATE AS INDICATED BY THIS LINE.

YOUR NEW BUMPER BUDDY HIGH SPEED SPREADER IS ONE OF THE MOST REFINED MACHINES OF IT'S TYPE. USING THE VERY BEST OF MATERIALS ALONG WITH NEW DESIGNS TO PROVIDE YEARS OF SERVICE. IF YOU HAVE ANY QUESTIONS PLEASE FEEL FREE TO CALL US AT ON TIME. 1-800-488-3006 OUR OFFICE HOURS ARE: M-F 8:00 AM. TO 3:00 PM CST

#7

THIS PART CAN BE PERMANENTLY INSTALLED ON ATV RACK


LARGE SCALE CLAMPS (2) THESE CLAMPS FIT OVER MOST REAR RACKS. STANDARD U BOLTS MAY BE USED. (NOT FURNISHED) THE LARGER STYLE CLAMPS PROVIDE A LARGER SURFACE AREA AND SHOULD BE USED IN MOST CASES.

IF YOU HAVE A RACK THAT WILL NOT WORK- PLEASE CALL 1-800-488-3006

LARGE CLAMPS

BOLT

SET THIS CLAMP OVER REAR RACK TOP RAIL




ATV MOUNTING PLATE.

ON WILDLIFE FEEDERS
TIME

BUMPER BUDDY RECEIVER PLATE
INSTALLED ON HONDA WITH WIRE
MESH RACK

FRONT VIEW



REAR VIEW



SIDE VIEW

1-800-488-3006 FOR HELP